

(6 11)

3.5.1.	33
3.5.2.	34
3.5.3.	37
3.5.4.	38
3.5.5.	39
3.5.6.	41
3.6.	42
3.6.1.	43
3.6.2.	44
3.6.3.	44
3.7.	46
3.7.1.	46
3.7.2.	47
3.7.3.	48
3.7.4.	48





()

16

(

)

|

20

1950

1960



1.

... : 2011
[:https://www.nomisweb.co.uk/](https://www.nomisweb.co.uk/)
() (ons.gov.uk and gov.uk)

- (<https://www.alzheimersresearchuk.org/>)
- (<https://www.bhf.org.uk/>)
- (<https://www.blf.org.uk/>)
- (<https://britishsikhreport.org/>)
- (<https://www.cancerresearchuk.org/>)
- (<https://www.diabetes.org.uk/>)
- (<https://www.jrf.org.uk/>)
- (<https://www.mind.org.uk/>)
- (<https://www.sportengland.org/>)



(<https://pubmed.ncbi.nlm.nih.gov/>)



2.

2.1.

16 ((20 1469 7 1539)
)

()

I

10

(1469 1539)

(1539 - 1552)

(1552 - 1574)

(1574 - 1581)

(1581 - 1606)

(1606 - 1644)

(1644 - 1661)

(1661 - 1664)

(1665 - 1675)

(1675 - 1708)

()

()

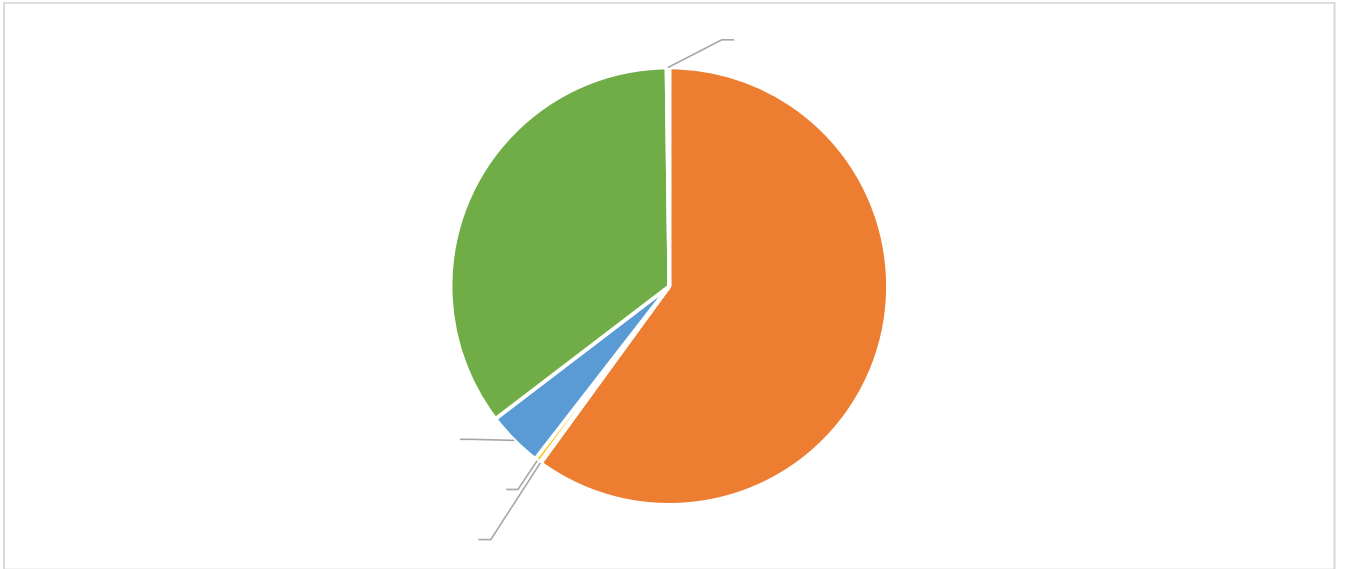
()







1:



Source: Census 2011 ONS: LC2207EW

	2	32,376	20,421 (63.1%)
	; 5104 (15.8%)		; 4856
(15%)	- ; 634 (2%)		;
			(0.1%)
I			



2:

Source: Census 2011 ONS- DC2204EW

3



4:

Source: census 2011- DC2107EW

5

:

(25%)

(11.3%)

6%

T






3.

3.1.

:



2.8% 7,710 100,430
3.5 0.87%
, 7,710 , 18
2.8% (0.87%) (11)
6, -



(14)

(14)

(14)

70%

(14)

(19)



			(2%)	(9)	
	,			(18%),	(11%),
(5%)		(4%)	(9)		

:

(18),(25)

(26)

(25)

	,				



3.3.

:

3.3.1.

,


|

()

(27)

:

(27)



(28)

(29)



3.4.



46%
,65
(14)

:

(33)

(33)

(34)

(150

)

(34)

,

,




3.5.1.

| ,



Figure 7:

Source: *Census 2011 ONS LC5204EW*




8 b , :

			(31%)
(34%)			
	,	(34%	41%)
-		,	

8 :





3.5.5.

...

3: ...

	9.1%	9.3%	81.6%
	7.7%	8.8%	83.5%

Source: 2011 Census

2018 ONS, ⁽⁹⁾ (69%) (49.0)

) | | (22%)


/ , /


, (22%)

(36%), (35%),



3.6.1.





/ ,
| ,
|

3.7.5.

(2019) , (18) 11%
| 62%
| ,
| ,
| (58)

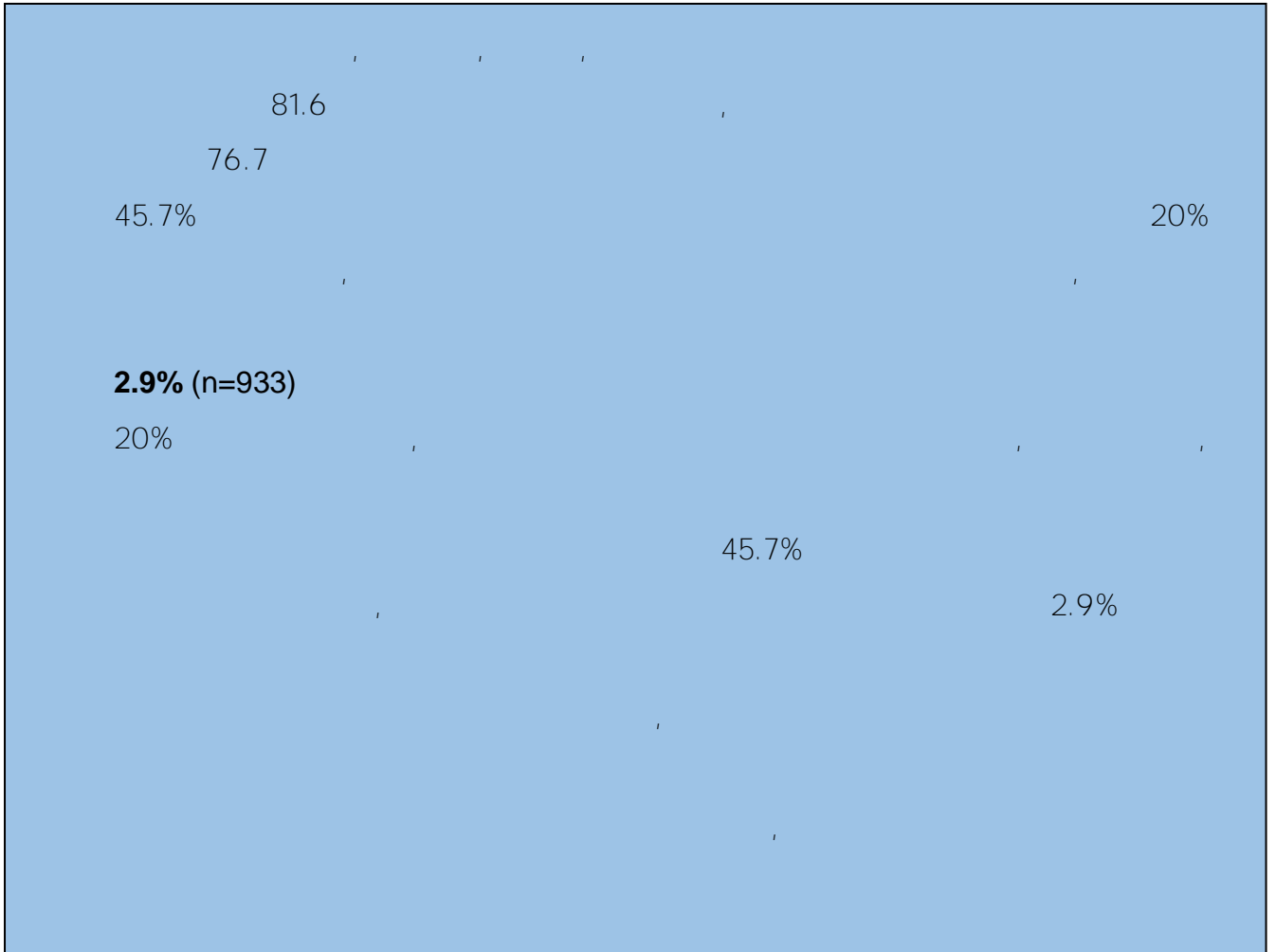
:

(59, 60)



3.8.

:




32,376	45%	20%	
(29%)			(84%)



10:
(%)


20%

Source: Census 2011 ONS QS210EW




11: 20%

Source: Census ONS QS210EW



3.9.

:



(64)

(65)

(66)

(67),(68),(69)



4.

1: /





" "

" "

" "

" "

" "

" "

" "

" "

" "

" "

" "

" "

" "

" "

" "

" "

" "

" "

" " "

" "

" "

" "

2

1

" "

" "

" "

" "

" "

" "

" "

" "

" "

" "

" "

" "

" "





()

()
|
|

,
,
| KIKIT



5. :

1. BBC. 2009 [:
<http://www.bbc.co.uk/religion/religions/sikhism/ata glance/glance.shtml>. 9 2021

2. BBC. : 2009 [:
<http://www.bbc.co.uk/religion/religions/sikhism/history/britishsikhism.shtml>. 9
2021

3. Wiebke AT, S. . ()
2021
[: <https://committees.parliament.uk/writtenevidence/7874/pdf/>. 9
2021

4. BBC. The nature of human life in Sikhism. 2009 [:
<http://www.bbc.co.uk/religion/religions/sikhism/history/britishsikhism.shtml>. 9
2021

5. BBC. : 2020 [
: <https://www.bbc.co.uk/news/av/uk-52966810>. 9 2021

6. BBC. ? 2021 [:
<https://www.bbc.co.uk/teach/class-clips-video/history-ks3-ks4-what-was-the-contribution-of-indian-sikhs-in-world-war-one/zhkdhbk>. 9 2021

7. BBC.



9. | : 2020. [

:

<https://www.ons.gov.uk/peoplepopulationandcommunity/culturalidentity/religion/articles/religionandhealthinenglandandwales/february2020>

10. | -

: 2011. 2011 [:

<https://www.ons.gov.uk/peoplepopulationandcommunity/culturalidentity/ethnicity/articles/2011censusanalysisethnicityandreligionofthenonukbornpopulationinenglandandwales/2015-06-18#religionhttp://.> 9 2021

11. : ,
2020. ,
)

12. Gatrad R, Jhutti-Joh



17. Velleman R. : ()
200[:
<https://www.jrf.org.uk/sites/default/files/jrf/migrated/files/alcohol-prevention-progs-parttwo.pdf>. 9 2021

18. The British Sikh Report. 2020
2019 [: <https://britishsikhreport.org/wp-content/uploads/2019/05/British-Sikh-Report-2019.pdf>. 13 2021



26. Williams ED, Nazroo JY, Kooner JS, Steptoe A.

J

Psychosom Res. 2010;69(4):379-87.

27. Emadian A, England CY, Thompson JL.

:

mixed method study. BMJ Open. 2017;7(7):e016919.

28. Leung G, Stanner S.

I Nutrition Bulletin. 2011;36(2):161-98.

29.

2021 [

:

<http://www.waht.nhs.uk/en-GB/NHS-Mobile/Our-Services/?srcid=2008>. 13

2021

30. Minihane AM, Khan S, Talmud PJ, Williams DL, Wright JW, Murphy MC, et al.



35. Report TBS. ' 2014 [:
<https://britishsikhreport.org/british-sikh-report-download-2014/>. 13 2021
36. Sidhu MS, Griffith L, Jolly K, Gill P, Marshall T, Gale NK.
 Ethn Health. 2016;21(5):498-514.
37. Campbell C, Douglas A, Williams L, Cezard G, Brewster DH, Buchanan D, et al.
 1.7 | BMJ Open. 2020;10(10):e037011.
38. Palmer CK, Thomas MC, McGregor LM, von Wagner C, Raine R.
 BMC Public Health. 2015;15(1):998.
39. Szczepura A, Johnson M, Orbell S, Gumber A, O'Sullivan I, Clay D, Owen D.
 2003 [:
<http://www.cancerscreening.nhs.uk/colorectal/ethnicity-finalreport.pdf>. 13 2021
40. , 70
 : 8 2020 9 2021 [
 :
<https://www.ons.gov.uk/releases/coronavirusandvaccinationratesinpeopleaged70yea>



43. Wagner AL, Shotwell AR, Boulton ML, Carlson BF, Mathew JL. ,



52. Williams ED, Kooner I, Steptoe A, Kooner JS.

Br J



62. Public Health England.

- 5: 2017



70. -
19 : 2 15 2020 [
<https://www.ons.gov.uk/peoplepopulationandcommunity/birthsdeathsandmarriages/deaths/articles/coronaviruscovid19relateddeathsbyreligiousgroupenglandandwales/2marchto15may2020>. 15 2021

71. Singh J. -19 ! : The Sikh Network,
2020 [: <https://www.thesikhnetwork.com/33021-2/>. 15 2021

72. The Sikh Network. -19 2020 [
:
https://archive2021.parliament.scot/S5_Equal_Opps/Sikh_Network_Covid19_Survey_Report.pdf.] 15 2021

