

CENSUS 2021 UPDATE

KENYAN COMMUNITY HEALTH PROFILE

276

Residents identifying as
Kenyan ethnicity living
in Birmingham



0.33%

Proportion of residents
who are Kenyan


-5%

Growth since 2011
Census* *

LANGUAGE, NATIONALITY & RELIGION

LANGUAGE

73% of people born in Kenya speak English as their main language. 3% cannot speak English well.

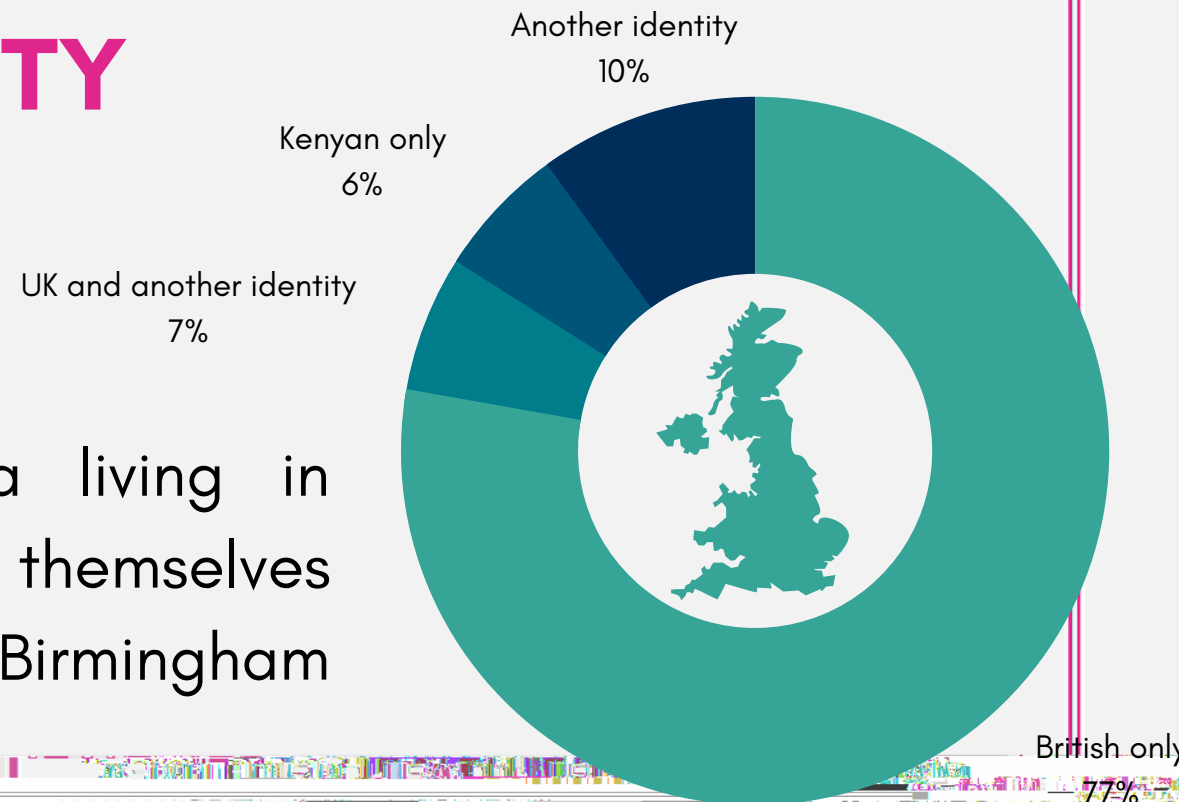


16% of people born in Kenya speak Gujarati as their main language, 5% speak Panjabi. 14% of people with a Kenyan only identity speak "African languages" as their main language, 2% speak Gujarati.

NATIONAL IDENTITY

77%

Of people born in Kenya living in England and Wales identify themselves as British only. 271 people in Birmingham have a Kenyan only identity.



RELIGION

BORN IN KENYA

35% Hinduism 25% Christianity
13% Islam

KENYAN-IDENTITY

64% Christianity 15% Islam
6% Hinduism

LIVING, WORKING AND LEARNING WELL

ECONOMIC ACTIVITY

100% of the population
BORN IN KENYA

LIVING, WORKING AND LEARNING WELL

DISABILITY

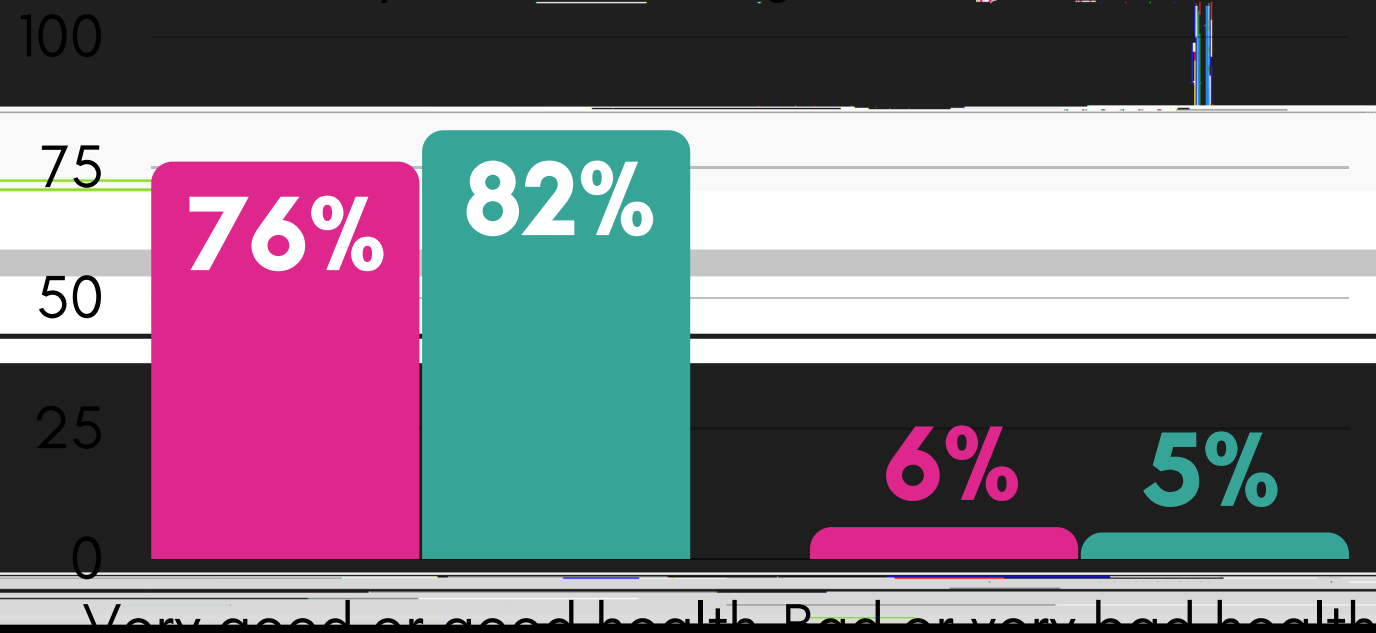
TENURE

18%

Of those born in Kenya have a disability or long-term health condition (11% Kenyan identity and 18% national avg.).

GENERAL HEALTH

■ Kenyan-born ■ England and Wales



Very good or good health Poor or very bad health

DISCLAIMERS AND CONTEXT

POPULATION LIMITATIONS

d