



Aston Ward Factsheet



24,439

Ward Rank

8



45.9%

58

3



19.8%

14

Demography

Table 1: Ward Age Structure

Age	Ward N ^o	% of Ward Population	Birmingham %	England %

Under 18s

30.8%

(25.1% B'ham)

Over 65s

8.4%

(13.1% B'ham)

Table 2: Ward Ethnicity

Ethnic Group	Ward N ^o	% of Ward Population	Birmingham %	England %
--------------	---------------------	----------------------	--------------	-----------

Labour Market

Table 3: Ward Working Age Economic Activity

Economic Activity	Ward N°	% 16-64	Birmingham %	England %

Table 5: Ward NVQ Qualification Levels


NVQ Level	Ward N°	% of 16+ Population	Birmingham %	England %

Table 6: Ward Disability & Long Term Health Conditions Working Age

Level	Ward N°	%	Birmingham %	England %
Total Disabled & Long Term Health Condition	2,665	16.7%		22.6%

Table 7: Ward Language Barriers Aged 16+

Deprivation



Children in Poverty

4,915
58.6%


Ward Rank

7

Economic Output



GVA
£632m



GVA Per Head
£26,443